


Sport & Discipline	Venue
 <h2 style="margin: 0;">Sailing</h2> <h3 style="margin: 0;">(Windsurfing)</h3>	<div style="background-color: #0070c0; color: white; padding: 5px; border-radius: 10px; display: inline-block;">Wakayama Pref. Wakayama City</div> <h2 style="margin: 10px 0 0 0;">Wakayama Sailing Center</h2> <p style="font-size: small;">1514 Kemi, Wakayama City. (in Wakayama Marina City) http://www.wakayama-sailing.org/newsailingclub/annai.html</p>



Recommended route to the venue

From Osaka Station (Center Village) to the venue

(OP Original Kansai One Pass usable section WP Original JR Kansai Wide Area Pass usable section)

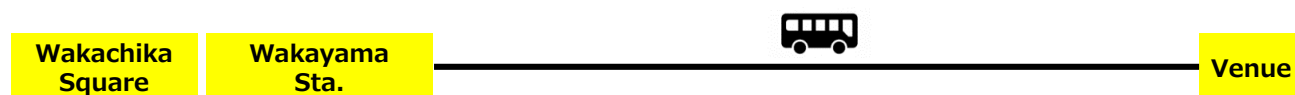


Mode	Line	Depart	Arrive	Traffic pass	Route	Time
Train	JR	Osaka Sta.	Shin-Osaka Sta.	OP WP	JR Kyoto Line for Shin-Osaka, Takatsuki, Kyoto	3min.
Train	JR	Shin-Osaka Sta.	Wakayama Sta.	WP	Kisei Line Limited Express "Kuroshio" for Shingu	60min.
Shuttle bus		Wakayama Sta.	Venue			40min.

※ Extra charges will apply when using reserved seat of limited express trains from Shin-Osaka Station to Wakayama Station.

From Masters Village Wakayama to the venue

Masters Village Wakayama: in JR Wakayama Station basement "Wakachika Square"

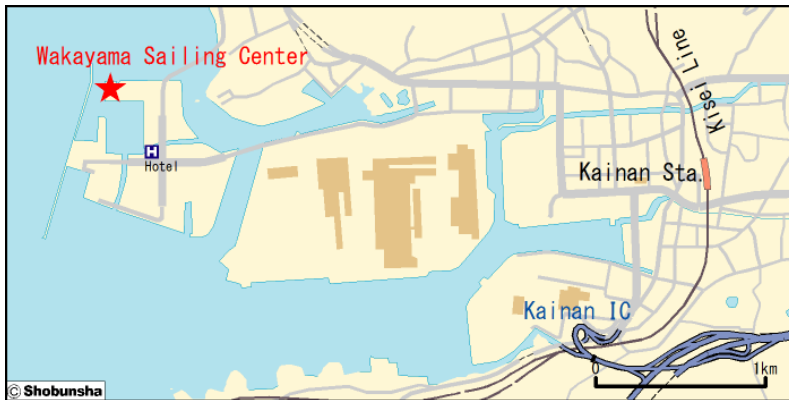


Mode	Line	Depart	Arrive	Traffic pass	Route	Time
Shuttle bus		Wakayama Sta.	Venue			40min.

Information about other routes

- Detailed time for the shuttle bus will be posted as soon as it is available.

Access map to the venue



From the highway interchange

- 10 minutes by car from the Hanwa Expressway “Kainan” Exit

Parking information

Parking lot name	Wakayama Sailing Center parking lot	Fee	Free
Address	1514 Kemi, Wakayama City. (in Wakayama Marina City)	Parking capacity	100 cars
Parking lot name	Wakayama Marina City parking lot	Fee	Pay
Address	1535 Kemi, Wakayama City. Wakayama	Parking capacity	3,500 cars

Other traffic precautions